








Key	
	Accessible facilities
	Bike fix station
	Bike parking
	Charging points
	Locker (key)
	Locker (swipecard)
	Showers

Building	Capacity	Lockers
B160	20	34
B214	20	34
B315	20	34
B610	38	0

• Male and female facilities (1x male & 1x female)

Building	Capacity	Lockers
B410	30	44
B420	118	92
B217	184	171

- B217: All gender facilities and change rooms
- B410 & B420: Both male/female and all gender facilities available