





| Bike Pods  |          |         |
|---|----------|---------|
| Building  | Capacity | Lockers |
| B160  | 20       | 34      |
| B214  | 20       | 34      |
| B315  | 20       | 34      |

Secure bike parking, gendered showers (1x male & 1x female), charging points & key lockers.

| End of Trip Facilities  |          |         |
|--|----------|---------|
| Building   | Capacity | Lockers |
| B410   | 30       | 44      |
| B420   | 118      | 92      |
| B217   | 184      | 171     |

Secure bike parking, all genders change room with enclosed showers, universal access facilities, charging points & swipe card lockers.

| Secure Bike Parking  |          |         |
|---|----------|---------|
| Building  | Capacity | Lockers |
| B108  | 18       | 12      |

| Secure Bike Parking  |          |         |
|---|----------|---------|
| Building  | Capacity | Lockers |
| B610 (Tech Park)  | 38       | N/A     |

Secure bike parking, showers inside building & charging points.

## BIKE SAFETY

When you ride your bike on campus footpaths, go slowly and remember to yield to pedestrians.

Always give an audible warning when overtaking a pedestrian.

Remember, they may not be able to see or hear you approaching. Their safety depends on your courtesy.

When you ride on the road your bike is a vehicle and therefore you must obey all traffic laws.

Watch for cars pulling out. Assume the drivers don't see you until you are sure they do.

Always use a strong headlight and taillight at night or when visibility is poor.

**Pedestrians have right of way on campus.**

## BIKE SECURITY

Bike theft is a city-wide problem and Curtin University is not immune.

Bicycles can be extremely valuable and are the most frequently stolen type of property at Curtin University. Most bicycles stolen are either unlocked or secured with poor quality locks.

To reduce the risk of having your bike stolen and increase the chances of it being retrieved if it is, we recommend you take the following steps:

- Where possible use the secure bike racks on campus.
- Always use a quality lock to secure your bike to a bike rack. A U-lock is recommended.
- Report suspicious activity, particularly around bike racks.
- Photograph your bike and its serial number to keep for your records.
- Engrave your drivers licence number onto your bike. This will enable easy identification of ownership should the bike be recovered.

Please report all incidences of damage or theft to the Safer Community Team.

## ON CAMPUS

Please refer to the map for the location of secure bike parking on campus. Open bike racks are located throughout the campus.

To apply to have access to these facilities added to your card please contact the Safer Community Team on **9266 4444**, email [securitycomms@curtin.edu.au](mailto:securitycomms@curtin.edu.au), or visit the Security Office (Building 115) between 9am and 5pm, Monday to Friday.

Toilet, change and shower facilities are available at the following locations on campus:

**Building 111 - Curtin Stadium**  
If you are a Curtin Stadium member you can purchase a locker and shower pass for 6 or 12 months. Contact Curtin Stadium on **9266 7870**, email [healthandfitnessenquiries@curtin.edu.au](mailto:healthandfitnessenquiries@curtin.edu.au) for pricing and additional information.

## E-RIDEABLE GUIDELINES

E-rideables, such as e-scooters, are welcomed on campus, under the condition that you adhere to the below laws as outlined by the Road Safety Commission:

- One person per device.
- A helmet is to be worn at all times.
- User must be 16+ years of age.
- A bell or verbal warning must be used when navigating around other path users.
- Lights and reflectors are to be installed and used when required.
- You may not exceed 10km/h on footpaths and 25km/h on local roads, bicycle and foot paths.

In addition to the above, we ask that you please follow these safety guidelines when on campus:

- E-rideables and electric bikes, not to be stored in hallways, egress areas or stairwells.
- E-rideables and electric bikes, are not to be charged in buildings or offices. Refer to the left-hand side table for locations of charging points.

**Building 217 - Cycle Hub**  
All genders change room with enclosed showers, 184 secure bike bays, 171 swipe card lockers, toilets, and charging points.

**Building 410 - Medical School**  
All genders change room with enclosed showers, 30 secure bike bays, 44 swipe card lockers, toilets, and charging points.

**Building 420 - Nesuto Curtin Hotel, Zamia Apartments and Curtin College**  
All genders change room with enclosed showers, 118 secure bike bays, 92 swipe card lockers, toilets, and charging points.

**Bike Pods Building 160**  
20 secure bike bays, 34 key lockers, toilets, showers and charging points.

**Building 214**  
20 secure bike bays, 34 key lockers, toilets, showers and charging points.

**Building 315**  
20 secure bike bays, 34 key lockers, toilets, showers and charging points.

Please note, a physical key is required to access bike pods with key lockers, including B108, B160, B214 and B315. These can be arranged by visiting the Security Office (Building 115).

**Lockers**  
All lockers are for end of trip facility users only. To apply to have access to these facilities added to your card please contact the Safer Community Team.

Please note, if your card needs to be physically encoded a visit to the Security Office (Building 115) will be required.

## PUBLIC TRANSPORT

Information on cycling to stations can be found at [www.transperth.wa.gov.au/cycling](http://www.transperth.wa.gov.au/cycling)

The following link contains important information for those interested in using public transport for part of their journey to work and a bicycle for the remaining portion. The rules for taking bicycles on all of Transperth's services are continually evolving.

To view the latest information please visit [www.transperth.wa.gov.au/using-transperth/taking-items-on-board](http://www.transperth.wa.gov.au/using-transperth/taking-items-on-board)

If you have any further queries regarding the above information, please contact Transperth on **9326 2383**.

Come across a hazard during your commute? You can report it to the Department of Transport by visiting [www.transport.wa.gov.au/activetransport/online-hazard-report-form.asp](http://www.transport.wa.gov.au/activetransport/online-hazard-report-form.asp)

## CAMPUS COURTESY BUS

During semester a free hail and ride service operates on weeknights providing a safe and convenient means of transportation around campus and student housing villages. Please note, bikes are not allowed on this service due to vehicle size.

The service is available between 6pm and 2am, and can be requested by calling the Safer Community Team on **9266 4444**.

## CABS BUS

Our Curtin Access Bus Service (CABS) helps students and staff in surrounding suburbs to get to campus, free of charge.

This service is wheelchair accessible. Bicycles are allowed if there is no conflict with CABS patrons.

For further information on campus buses and to view timetables, please visit [www.properties.curtin.edu.au/getting-here/campus-buses](http://www.properties.curtin.edu.au/getting-here/campus-buses)

## SAFER COMMUNITY

Building 115 Bentley Campus, Kent Street, Bentley WA 6102

In a life threatening emergency please call **0000 (internal phones)** or **000 from a mobile phone**

For other assistance or enquiries call the Curtin Safer Community Team **4444 (internal phones)** or **9266 4444 from a mobile phone**

Web: [security.curtin.edu.au](http://security.curtin.edu.au)  
App: SafeZone (available on both iOS and Android)

# CURTIN BIKE MAP

